

UT Health Science Center: GS5104 - Motor Vehicle Safety Policy	
Version 2	Publication Date: 03/18/2024

Objective

The University of Tennessee Health Science Center requires that its employees observe and practice safe driving in State of Tennessee owned or leased vehicles.

Scope

This shall apply to all employees in all departments on the University of Tennessee Health Science Center campus who operate UTHSC owned or leased vehicles.

This policy includes general requirements, maintenance, monitoring compliance and safe operation of vehicles. This policy does not include the operation of Low or Medium Speed vehicles which will be covered in separate policy.

Roles

Departments shall:

- Orient all new UTHSC drivers upon assignment to driving positions. Orientation shall include discussion of this policy, specific departmental policies, and any additional vehicle-specific requirements.
- Offer or schedule additional training as required ensuring the safe operation of specially equipped vehicles.
- Take appropriate action against UTHSC drivers who fail to comply with the Motor Vehicle Safety Policy.
- Ensure employees complete and sign the UTHSC Vehicle Use Acknowledgement form and an Acknowledgement of Policies Governing the Operation of University Vehicles and submit to Fleet Management.
- Ensure employees are informed that the University's liability coverage applies only to vehicles driven by UTHSC employees within the course and scope of their employment and only while on University business.

Employees who operate UTHSC vehicles shall:

- Maintain a valid driver's license.
- Comply with all appropriate sections of this policy, including reporting procedures.
- Be at least 18 years old.
- Have at least 3 years of driving experience if operating vehicles for the specific purpose of transporting passengers.
- Operate UTHSC vehicles in a safe manner as outlined in the policy and required by state law.
- Report to their supervisor any changes in medical condition that may affect their driving.

UT Health Science Center: GS5104 - Motor Vehicle Safety Policy	
Version 2	Publication Date: 03/18/2024

- Report any loss of driver’s license to their supervisor no later than the next business day.

Supervisors shall:

- Ensure employees have read the Motor Vehicle Policy, have signed all pertinent forms and follow all rules and regulations pertaining to motor vehicle use on campus.
- Complete UTHSC procedures concerning Workers Compensation and Risk Management (E.g. Notify supervisor, contact CORVEL, complete Incident Report) if an employee is hurt while driving, or riding in a UTHSC owned vehicle.

Abbreviations, Acronyms, and Definitions

1. **CS:** Campus Safety
2. **UTHSC Vehicles:** Vehicles owned or leased by UTHSC by which persons or property may be transported. These include some specially equipped vehicles that may not be licensed for road use to include, but not limited to, golf carts, forklifts, grounds equipment and others.
3. **UTHSC Driver:** A person who is authorized to operate a UTHSC vehicle including employees, students, volunteers, and contract employees.
4. **Commercial Motor Vehicles:** Vehicles owned or leased by UTHSC which meet the following criteria in accordance with Part 383 of the Federal Motor Carrier Safety Regulations:
 - a. Vehicles whose gross vehicle weight or gross combined vehicle weight exceeds 26,000 pounds.
 - b. Vehicles designed to carry 15 or more people (including the driver).
 - c. Vehicles that carry hazardous materials required by Federal law to be identified with hazmat placards.
5. **Commercial Driver's License (CDL):** A license issued by a state to an individual who resides in the state that authorizes the individual to drive a class of commercial motor vehicle.
6. **Low Speed Vehicle:** Low speed vehicles that meet certain statutory requirements may be titled and registered in Tennessee for use on roads with a speed limit of thirty-five miles per hour (35 mph) or less. Generally, golf carts are excluded, unless they are specifically designed and manufactured for on road use or have been modified.
7. **Medium Speed Vehicle:** Medium speed vehicles that meet certain statutory requirements may be titled and registered in Tennessee for use on roads with a speed limit of forty miles per hour (40 mph) or less.

Procedure

Hiring Practices for “Frequent Drivers”

UT Health Science Center: GS5104 - Motor Vehicle Safety Policy	
Version 2	Publication Date: 03/18/2024

The following requirements in this section apply to “frequent drivers”, defined as those employees whose job description requires they operate a UTHSC vehicle.

- A. Current valid driver’s license
- B. No DUI convictions, reckless driving convictions, suspensions or revocation of license within the past five years.
- C. The number and type of moving traffic violations and/or at fault accidents may also be cause not to extend an offer of employment for or termination from a position that requires operation of a UTHSC vehicle.

Human Resources shall

Verify the above requirements prior to a final offer of employment by UTHSC. Documentation shall be maintained in the employee’s employment file.

Driving Record Verification Requirements

All UTHSC employees who are required to operate a UTHSC owned or leased vehicle in the course of their employment with UTHSC shall disclose convictions for the following offenses that have occurred within the past five years regardless of location:

- 1. DUI
- 2. Reckless driving
- 3. License suspension or revocation
- 4. A second speeding citation within a rolling twelve (12) month period

Employees required to operate a UTHSC vehicle that have been convicted of any of the above listed offenses within the last five years may be prohibited from operating a UTHSC vehicle.

General Requirements for Motor Vehicle Operation On UTHSC Campus

- A. UTHSC vehicle operators must carry a valid motor vehicle operator’s license. Under no circumstances shall an employee whose license is revoked, suspended, expired, or otherwise invalidated operate a motor vehicle for official state business.
- B. When required, the license must have the appropriate commercial endorsement.
- C. For employees who are required to maintain a valid driver’s license as part of their official duties, driving record convictions may be considered as grounds for disciplinary action, up to and including dismissal, whether the offenses and infractions occurred during or outside work hours. This includes driving under the influence as defined in Tenn. Code Ann. § 55-10-401.
- D. Any employee whose position requires a valid driver’s license as a job qualification shall advise his or her supervisor within twenty-four (24) hours of the employee’s next scheduled workday of any conviction, suspension, revocation, expiration, or invalidation of the employee’s driver’s license. Failure to notify the supervisor of any such conviction, suspension, revocation, expiration, or invalidation may be cause for disciplinary action, up to and including dismissal

UT Health Science Center: GS5104 - Motor Vehicle Safety Policy	
Version 2	Publication Date: 03/18/2024

- E. UTHSC employees who are required to drive UTHSC owned vehicles, shall do so legally, safely, and defensively. Employees are required at all times to comply with any and all laws when operating any motor vehicle on official UTHSC business.
- F. Employees shall follow any restrictions that are a condition of the employee's license (e.g. use of corrective lenses where necessary).
- G. UTHSC's liability coverage applies only to vehicles driven by UTHSC employees within the course and scope of their employment and only while on University business. No personal use is allowed.

Vehicle Operation Requirements

Employees are required to complete and sign a UTHSC Vehicle Use Acknowledgement form and an Acknowledgement of Policies Governing the Operation of University Vehicles and submit to Fleet Management. The forms are found in Appendix A and can also be found in the UT System Fiscal Policy FI0725.

- A. **Seat belts shall be worn by the driver and all passengers in UTHSC vehicles**, in accordance with all applicable Tennessee State laws.
- B. UTHSC vehicle operators shall not use cell phones, personal digital assistants for calls or texting or engage in other distracting activities while the vehicle is in motion.
 - a. UTHSC Police shall adhere to their internal policy on this issue.
- C. Smoking in UTHSC vehicles is prohibited.
- D. With the exception of UTHSC Police, no employee shall carry a firearm or other weapon while in a UTHSC vehicle.
 - a. This prohibition on carrying weapons shall include individuals who are authorized to carry a concealed weapon in accordance with the Tennessee Code Annotated (TCA) 39-17-1315.
- E. All employees operating a UTHSC vehicle shall obey all traffic laws of the jurisdiction they are driving in. *There is an exception for UTHSC PD emergency vehicles.*
- F. Departments shall ensure the safe operation of vehicles during adverse weather conditions by providing ancillary equipment such as mud/snow tires, chains, extra lights, ice scrapers or other safety equipment designed for a particular vehicle.

It is the responsibility of all vehicle operators to drive in a safe manner and to conform to all applicable laws and regulations. In addition, vehicle operators are responsible for the conduct and actions of all passengers riding in the vehicle. Vehicle operators will:

- Obey all traffic signs, speed limits and other warning devices.
- Not engage in any activity involving the use of hands other than those actions necessary to operate the vehicle or necessary for required communication. This includes, but is not limited to: using a cell phone, eating, drinking, smoking, reading, etc.
- Not wear radio headsets, ear buds, earphones or similar devices or listen to audio equipment that would prevent them from hearing traffic warning devices or distract them from their driving duties while in State owned vehicles.

UT Health Science Center: GS5104 - Motor Vehicle Safety Policy	
Version 2	Publication Date: 03/18/2024

- Use proper directional signals when turning.
- Ensure visibility by scraping and/or defrosting windows and mirrors as necessary.
- Adhere to UTHSC signs & policies when parking a UTHSC vehicle. UTHSC vehicles may park only where authorized. UTHSC vehicles may not park on yellow markings, in fire lanes, reserved spaces, and handicapped spaces or on the landscape or sidewalks. This would not be applicable in emergencies (i.e. UTHSC Police and other emergency vehicles), as well as loading and unloading large equipment.
- Ensure that the vehicle is secured when parked by:
 1. Turning the ignition switch off
 2. Removing the key.
 3. Engaging the hand brake or the parking brake.
 4. Using wheel chocks if provided, or “curbing” the wheels of the vehicle when parked on an incline.
 5. Locking the vehicle if left unattended.
- Adhere to the following rules while engaged in backing a vehicle:
 1. Before attempting to move, determine that backing will not endanger pedestrians, other vehicles, other objects or the vehicle being moved.
 2. If backing where space is limited, seek additional outside-the-vehicle help if available.
 3. Back slowly.
 4. Use both interior and exterior mirrors, checking both sides as the vehicle backs up
- Ensure the safe transport of materials and goods by:
 1. Securely fastening all loads, regardless of weight or height, to prevent rolling, pitching, shifting or falling. No one will be allowed to physically "steady" the load while riding in the back of the vehicle.
 2. Securely fastening all doors while the vehicle is in operation.
 3. Securing tailgate in an upright position while the vehicle is moving except when the load exceeds the length of the bed of the vehicle.
 4. Affixing a red flag to the end of any load that extends four feet or more beyond the end of the vehicle or loads that extend beyond the width of the vehicle.
 5. Utilizing a tarpaulin or other cover to cover loads of loose materials such as sand, gravel, or trash.
 6. Utilizing the proper loading docks or areas at each building.
 7. Ensuring that barriers installed in all enclosed vans to separate the cargo and passenger areas are secured and will protect the driver and passengers from injury should the load shift during transport.
 8. Ensure the safe transport of hazardous materials.

Note: *The US Department of Transportation classifies hazardous materials into the following groups: Explosives, Flammable Materials, Compressed Gases, Oxidizers, Poisonous Materials, Corrosive Materials*

UT Health Science Center: GS5104 - Motor Vehicle Safety Policy	
Version 2	Publication Date: 03/18/2024

and Radioactive Materials. Transportation of these materials is strictly regulated to protect people, property and the environment by minimizing the possibility of a hazardous materials release. Anyone transporting these materials for UTHSC should contact Campus Safety at 448-1334 prior to transport to ensure compliance with the applicable regulations.

Prohibited Practices

- Allowing any passenger to ride in the bed of the vehicle or to sit on the tailgate or sides of the vehicle, or allowing passengers to extend their arms or legs beyond the vehicle while it is moving.
- Allowing any passenger to ride in a trailer while it is being towed.
- Allowing the number of passengers to exceed the number of seat belts (except for buses).
- Allowing any passenger to ride between bucket-type seats, on the engine cowling or on a chair placed between the seats and not affixed to the floor.

Vehicle Maintenance

Proper vehicle maintenance is an important part of fleet safety. Employees must report vehicle maintenance problems to Fleet Management during the shift in which the problem was noted. If the vehicle is leased, the problem shall be reported to the lessor by Fleet Management. Maintenance issues related to safety (e.g. brakes) shall be reported as soon as possible to Fleet Management. Preventative maintenance shall be performed on vehicles in accordance with the manufacturer's specifications. Fleet Management will establish a process to schedule and document maintenance on UTHSC vehicles.

15 Passenger Vans

Vans with seating for 15 passengers, or more, present unique safety challenges. The following additional requirements apply to individual who are operating 15 passenger vans.

- **Review** National Highway Traffic Safety Administration (NHTSA) Passenger Van informational:
 - <https://www.nhtsa.gov/road-safety/passenger-vans>
- Operators of 15 passenger vans must be at least 21 years of age.
- **Tire pressure must be checked** at least once/week using the manufacturer's recommended pressure levels.
- 15 Passenger vans shall have:
 - National Highway Traffic Safety Administration's (NHTSA) "Reducing The Risk of Rollover Crashes in 15-Passenger Vans" Handtag (Appendix D)
 - "Reducing The Risk of Rollover Crashes in 15-Passenger Vans" Flier in each van (Appendix E).
- Van should be operated during daylight hours only. If the trip is likely to exceed 400 miles in a single day, another driver must be available.
- Operators of 15 passenger vans must take a break at least every four hours of driving time.

UT Health Science Center: GS5104 - Motor Vehicle Safety Policy	
Version 2	Publication Date: 03/18/2024

Accidents

Any incident involving a university vehicle operated out of state should be reported immediately to the [Office of Risk Management](#). See [FISCAL POLICY FI0135](#) for instructions on reporting accidents and claims.

An accident report form is included in UTHSC vehicles and shall be used in the event of an accident. Appendix F contains an example, and can be provided by Fleet Management.

The following procedures shall be followed after an accident has occurred:

1. Stop the vehicle immediately at the scene of the accident, but in a safe location.
2. DO NOT ADMIT FAULT. It's sometimes difficult in the immediate aftermath of an accident to determine what happened. Let the appropriate officials and/or investigation determine the reason for the accident.
3. Summon emergency medical services if injuries are apparent.
4. Notify the local law enforcement agency if the accident occurred off campus and on a public road. The employee's supervisor shall be notified as soon as possible but no later than the end of the work shift. The supervisor shall then notify the following individuals before the end of the work shift:
 - Fleet Management Phone 448-5857
 - UTHSC Police Phone 448-4444
 - Campus Safety Phone 448-1334

If the accident occurred on campus, notify all of the above.

If the accident occurred on private property (e.g. store parking lot), document the event to the extent feasible using Appendix C.

- A blank form should be kept in UTHSC vehicle glove boxes with completed copies sent to the Fleet Management. The form can also be found within the link in Appendix C.

If an employee is injured, it is the employee's obligation to complete the proper Workers Compensation and Risk Management procedures as required by Human Resources.

Recordkeeping

Departments should maintain records of signed copies of the UT System Fiscal Policy FI0725 *Acknowledgement of Policies Governing the Operation of University Vehicles* form (Appendix F), and copies of the *Driver's Report of Vehicle Accident* (if applicable).

Human Resources should maintain copies of employee driver verification records and documentation in the employee file.

Training

UT Health Science Center: GS5104 - Motor Vehicle Safety Policy	
Version 2	Publication Date: 03/18/2024

Employees who routinely operate a UTHSC vehicle shall receive training. The type, content, and frequency of training shall be determined by Fleet Management.

At a minimum, UTHSC employees who operate a UTHSC motor vehicle shall be required to read this policy. In addition, drivers may be required to participate in training as may be required by UTHSC's insurance carrier.

All training shall be documented and maintained in either the vehicle operator's file or the department's file. These records shall be maintained for a minimum of three years. Campus Safety offers training specifically for Van Drivers and Alternative Vehicles. Please contact Campus Safety for more information.

- Upon request, Human Resources shall provide Fleet Management with the names of new employees whose job requires them to drive a UTHSC vehicle.

UT Health Science Center: GS5104 - Motor Vehicle Safety Policy	
Version 2	Publication Date: 03/18/2024

Responsible Official & Additional Contacts

Subject Matter	Office Name	Telephone Number (xxx) xxx-xxxx	Email/Web Address
Policy Clarification and Interpretation	Campus Safety	901-448-6114	labsafety@uthsc.edu
Policy Training	Campus Safety	901-448-6114	labsafety@uthsc.edu

Attachments

1. Appendix A - Acknowledgement of Policies Governing the Operation of University Vehicles
2. Appendix B- Vehicle Use Order Form
3. Appendix C-Driver's Report of Vehicle Accident
4. Appendix D - "Reducing The Risk of Rollover Crashes in 15-Passenger Vans" Hang Tag
5. Appendix E - "Reducing The Risk of Rollover Crashes in 15-Passenger Vans" Flier

Associated Standards

1. UT System Fiscal Policy FI0725: Use of University Vehicles
2. Occupational Safety and Health Administration (OSHA) Regulations
3. Federal Motor Carrier Safety Regulations

UT Health Science Center: GS5104 - Motor Vehicle Safety Policy	
Version 2	Publication Date: 03/18/2024

Appendix A
THE UNIVERSITY OF TENNESSEE
Ut Fi 0725: Acknowledgment Of Policies Governing The Operation Of University Vehicles
http://policy.tennessee.edu/fiscal_policy/fi0725/

THE UNIVERSITY OF TENNESSEE
**ACKNOWLEDGMENT OF POLICIES GOVERNING
THE OPERATION OF UNIVERSITY VEHICLES**

1. Vehicles may be used only for University business. Personal use is prohibited.
2. Vehicles may not be used for commuting unless authorized in writing under provisions of Class B assignment in University Policies and Procedures on the Use of University-owned Motor Vehicles.
3. Overnight retention—The conditions under which a Fleet Management vehicle may be retained overnight are as follows:
 - a. The employee's home is located some distance from the University and such retention would result in substantial savings in time and distance traveled.
 - b. If an employee must depart before Fleet Management opens, the vehicle may be procured and retained the preceding night.
 - c. If an employee is required, by reason of University duties, to return from a trip after working hours, he or she may retain the vehicle at home overnight, provided it is returned to Fleet Management the following morning.
4. Authorized drivers—Employees, including part-time student employees, Board of Trustee members, and registered volunteers are the only individuals authorized to operate a University vehicle. (Student employees are authorized to operate a vehicle provided they have departmental approval and driving is a job-related responsibility.)
5. The University's liability coverage applies only to vehicles driven by UT employees within the course and scope of their employment and only while on official University business.
6. The authorized driver is responsible for the protection and safe operation of the vehicle condition and will make every reasonable effort to return the vehicle in essentially the same condition as it was received. The operator should observe all traffic laws and rules of safe driving, and the operator is responsible for traffic violations and fines including parking violations. The driver or department may be financially responsible for damages resulting from abusive use of the vehicle.
7. Further information is outlined in the *Driver's Reference Manual*, which is located in the glove box of each vehicle or may be obtained from Fleet Management.
8. The operator must have a valid driver's license.

I acknowledge that I have read and understand the above policies. I also understand that violation of these policies may subject me to disciplinary action under The University of Tennessee Personnel Policies and Procedures.

Driver's Name & Signature

UT Health Science Center: GS5104 - Motor Vehicle Safety Policy	
Version 2	Publication Date: 03/18/2024

Appendix B
The University of Tennessee Health Science Center
Vehicle Use Order Form

Vehicle assignments are made to departments for an indefinite period or on a trip-by-trip basis, depending upon the transportation needs in accordance with this the rules set forth by UTHSC Fleet Management, and UT System Policy FI0275 under “*Assignment of Vehicles*” para 3.

In all cases, requests for use of UT owned or Leased vehicles will be completed at UTHSC Fleet Management by utilizing the Vehicle Assignment Request/Authorization form (or equivalent).

This form is located at the UTHSC Fleet Management Office, and may change content as it is a locally generated document.



UT Health Science Center: GS5104 - Motor Vehicle Safety Policy	
Version 2	Publication Date: 03/18/2024

**Appendix C
Driver's Report of Vehicle Accident**

<http://riskmanagement.tennessee.edu/Driver's%20Report%20of%20Vehicle%20Accident%20Form..pdf>



**THE UNIVERSITY OF TENNESSEE
DRIVER'S REPORT OF VEHICLE ACCIDENT**

UT VEHICLE NO. _____

INSTRUCTIONS: Report every accident, damage or theft immediately after occurrence. Forward report immediately to: Your Campus Transportation Services and Office of Risk Management, 5723 Middlebrook Pike, Ste. 218 or fax it to: (865)974-0936 as soon as possible.

Driver Name:	Date of Birth:	Driver's License #:	Issued State:	Expiration:
Home Address: Street:	City:		State:	Zip Code:
Department:	Supervisor:		Phone:	
Campus Address:				
UT Vehicle: License #:	Vehicle Type:	Make:	Model:	Year:
Parts of UT Vehicle Damaged:				

ACCIDENT	Date of Accident:	Time: AM/PM
	Place of Accident:	Street: City: State:
	Investigated By (Agency: i.e., UTPD, Local PD, County PD, State PD)	

DAMAGE TO OTHER	Kind and Extent of Property Damage:				
	Vehicle:	Make:	Model:	Year:	
	Driver of Damaged Vehicle:	Date of Birth:	Driver's License #:	Issued State:	Expiration:
	Home Address: Street:	City:		State:	Zip Code:
	Owner of Damaged Vehicle (If Different From Driver):	Supervisor:		Phone:	
	Home Address: Street:	City:		State:	Zip Code:
	Vehicle Insured: <input type="checkbox"/> Yes <input type="checkbox"/> No	Insurance Policy #:	Agent:	Phone:	
	If Yes, Name of Insurer:				
Address of Agent: Street:	City:		State:	Zip Code:	
Where can property be seen?:					

Description of how accident happened: _____

Witnesses	Name:	Home Address:
	Name:	Home Address:

FOLLOWING TO BE FILLED OUT BY SUPERVISOR

The purpose of UT vehicle was: _____
Departmental Account: _____ Employee: _____ Personnel #: _____ is an employee of the University of Tennessee and was authorized by _____ to operate the above vehicle.

Were there any special instructions or restrictions? Yes No

If yes, please explain: _____

Additional Documentation Attached? Yes No

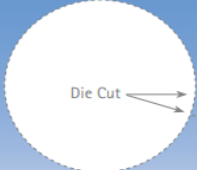
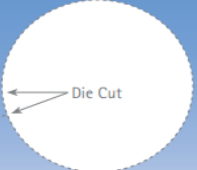
RM 9/16

Supervisor's Signature

UT Health Science Center: GS5104 - Motor Vehicle Safety Policy	
Version 2	Publication Date: 03/18/2024

Appendix D

“Reducing The Risk of Rollover Crashes in 15-Passenger Vans” Hang Tag
<http://www.safercar.gov/staticfiles/safercar/Passenger%20Van%20Safety/vanhangtag.pdf>

Alert!


15-passenger van drivers

15-passenger vans handle differently from other vehicles such as passenger cars. They do not respond as well to abrupt turns and require additional braking distance.


REDUCE YOUR CHANCE OF ROLLOVER


- Check your vehicle loading**
 - Heavily loaded 15-passenger vans – those with 10 or more passengers or with loads placed on the roofs – have an increased chance of rollover.
 - If possible, have passengers and cargo forward of the rear axle and avoid placing any loads on the roof.
- Check your tires**
 - Excessively worn or improperly inflated tires can lead to a loss-of-control situation and a rollover.
 - At least once a month, check that the van's tires are properly inflated and the tread is not worn down.
- Check your safety belts**
 - 80% of people killed in rollover crashes in 15-passenger vans were not wearing their safety belts.
 - Require all occupants to use their safety belts or appropriate child restraints.

- Check your road conditions**
 - Most rollovers occur at high speeds as a result of sudden steering maneuvers.
 - Use caution on interstates and rural roads to avoid running off the road.
 - If your van's wheels should drop off the roadway, gradually slow down and steer back onto the roadway when it is safe to do so.
- Check yourself, the driver**
 - U.S. DOT recommends 15-passenger vans be driven by trained and experienced drivers.
 - Ensure you are well rested and alert.
 - Maintain a safe speed for weather and road conditions.



www.safercar.gov
 888-327-4236
 TDD 800-424-9153


U.S. Department of Transportation
National Highway Traffic Safety
Administration

www.nhtsa.dot.gov

people saving people

UT Health Science Center: GS5104 - Motor Vehicle Safety Policy	
Version 2	Publication Date: 03/18/2024

Appendix E
“Reducing the Risk of Rollover Crashes in 15-Passenger Vans” Flier

REDUCING THE RISK OF ROLLOVER CRASHES IN 15-PASSENGER VANS

Fifteen-passenger vans typically have seating positions for a driver and 14 passengers. They are widely used by community organizations to take members on short trips and outings. Colleges use them to drive sports teams to intercollegiate games and vanpools use them for commuters.

What increases the risk of rollover crashes?

Recent research conducted by the National Highway Traffic Safety Administration (NHTSA) has found that the risk of a rollover crash is greatly increased when 10 or more people ride in a 15-passenger van. This increased risk occurs because the passenger weight raises the vehicle’s center of gravity and causes it to shift rearward. As a result, the van has less resistance to rollover and handles differently from other commonly driven passenger vehicles, making it more difficult to control in an emergency situation. Placing any load on the roof also raises the center of gravity and increases the likelihood of a rollover.

What situations can cause a rollover?

A rollover crash is a complex event, heavily influenced by driver and road characteristics as well as the design of the vehicle. In studies of single-vehicle crashes, NHTSA has found that more than 90 percent of rollovers occur after a driver has lost control of

the vehicle and has run off the road. Three major situations can lead to a rollover in a 15-passenger van.

- **The van goes off a rural road.** If this occurs, the van is likely to overturn when it strikes a ditch or embankment or when it is tripped by an object or runs onto soft soil.
- **The driver is fatigued or driving too fast for conditions.** A tired driver can doze off and lose control. The driver can also lose control when traveling at a high speed causing the van to slide sideways off the road. The grassy or dirt medians that line highways can often cause the van to overturn when the tires dig into the dirt.
- **The driver overcorrects the steering as a panic reaction to an emergency or to a wheel dropping off the pavement.** Especially at freeway speeds, this situation can cause the driver to lose control, resulting in the van sliding sideways and rolling over.



UT Health Science Center: GS5104 - Motor Vehicle Safety Policy	
Version 2	Publication Date: 03/18/2024

What can organizations do to protect their passengers?

Over the past decade, 80 percent of people killed in rollover crashes in 15-passenger vans were unbelted. Passengers can dramatically reduce their risk of being killed or seriously injured in a rollover crash by simply using their seat belts. Organizations that own 15-passenger vans should have a written seat belt use policy. Drivers should be responsible for enforcing the policy.

Seat belt use is especially critical because large numbers of people die in rollover crashes when they are partially or completely thrown from the vehicle. NHTSA estimates that people who wear their seat belts are about 75 percent less likely to be killed in a rollover crash than people who don't.

Does an experienced driver make a difference?

Significant differences in the design and handling characteristics of a 15-passenger van make it drive differently from other passenger vehicles. Therefore, an organization that owns a 15-passenger van should select one or two experienced drivers to drive the van on a regular basis. These drivers will gain valuable experience handling the van. This experience will help make each trip a safe one.

How can rollover crashes be prevented?

Because most rollover crashes don't involve other vehicles, they are often preventable. Here are some tips for drivers to minimize the risk of a rollover crash and serious injury:

- **Avoid conditions that lead to a loss of control.** Never drive while under the influence of alcohol or other drugs. Make sure you are well rested and attentive, and always slow down if the roads are wet or icy.

- **Drive cautiously on rural roads.** Be particularly cautious on *curved* rural roads and maintain a safe speed to avoid running off the road.
- **Know what to do if your wheels drop off the roadway.** If your wheels drop off the roadway, or pavement, *gradually* reduce speed and steer back onto the roadway when it is safe to do so.
- **Properly maintain your tires.** Make sure your tires are properly inflated and the tread is not worn down. Worn tires can cause your van to slide sideways on wet or slippery pavement. Improper inflation can cause handling problems and can lead to catastrophic tire failures, such as blowouts. Therefore, check tire pressure and treadwear once a month.

What are other considerations for safe driving?

When a 15-passenger van is not full, passengers should sit in seats that are in front of the rear axle.

More than 15 people should never be allowed to ride in a 15-passenger van.

Because a 15-passenger van is substantially longer and wider than a car, it:

- Requires more space and additional reliance on the side-view mirrors for changing lanes
- Does not respond as well to abrupt steering maneuvers
- Requires additional braking time.



DOT Auto Safety HotLine
888-327-4236
TDD 800-424-9153

